


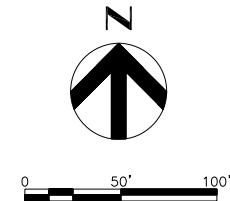




**LEGEND**

- |                                     |   |
|-------------------------------------|---|
| 1. ADMINISTRATION                   | 14. MEMBRANE TANKS  |
| 2. LABORATORY                       | 15. MBR ANCILLARY EQUIPMENT   |
| 3. MAINTENANCE                      | 16. CHEMICAL FEED & STORAGE   |
| 4. WATER RESOURCE CENTER & COP SHOP | 17. DISINFECTION/Cl <sub>2</sub> CONTACT  |
| 5. SEPTAGE RECEIVING                | 18. Cl <sub>2</sub> & NaHSO <sub>4</sub> STORAGE & RECLAIMED WATER PUMP STATION |
| 6. INFLUENT JUNCTION BOX            | 19. POST AERATION   |
| 7. HEADWORKS/COARSE SCREENS         | 20. FERMENTER   |
| 8. GRIT REMOVAL                     | 21. THICKENER   |
| 9. PRIMARY CLARIFIERS               | 22. UFAT PUMP STATION   |
| 10. PRIMARY SLUDGE PUMPING          | 23. DISSOLVED AIR THICKENER   |
| 11. FINE SCREENING                  | 24. DAFT CONTROL BUILDING   |
| 12. MBR SPLIT BOX                   | 25. ANAEROBIC DIGESTER  |
| 13. AERATION BASINS                 | 26. LIQUID BIOSOLIDS STORAGE  |
|                                     | 27. DIGESTER CONTROL BUILDING   |
|                                     | 28. SOLIDS DEWATERING AND LOAD OUT  |
|                                     | 29. CENTRATE STORAGE  |
|                                     | 30. COMPOST BED ODOR CONTROL  |
- 
- |   |                            |
|---|----------------------------|
|  | PHASE 1 (8 MGD)            |
|  | PHASE 2 EXPANSION (12 MGD) |
|  | FUTURE EXPANSION (24 MGD)  |



**2006 Wastewater Facilities Plan Amendment  
Spokane County Regional Water Reclamation Facility**

**Drawing 6-5 Site Layout**

HDR Engineering, Inc.