

1. Agenda

Documents: [RNR SUBCOMMITTEE REGULAR MEETING AGENDA FEBRUARY 4, 2015 \(PDF\).PDF](#)

2. ASRA Overview

Documents: [ASRA OVERVIEW FEBRUARY 4, 2015 \(PDF\).PDF](#)

**SRLJC RISK AND RESPONSIVITY SUBCOMMITTEE
MEETING AGENDA**

2/4/2014

12:10 - 1:40 PM

Second Floor Conference Room @ Juvenile Court

1. Review and approval of the 1/7/15 minutes
2. ASRA Presentation by special guests Regina McDougall and Dr. Carl McCurley from AOC

Development, Testing, and Use of...

THE ADULT STATIC RISK ASSESSMENT

Carl McCurley, Ph.D.

Washington State Center for Court Research

Today's Presentation and Discussion

- ❑ Overview of static risk assessment
- ❑ Adult Static Risk Assessment (ASRA) basics
- ❑ What ASRA does and how it was designed
 - ❑ Weighted and scored
- ❑ ASRA validation
- ❑ What ASRA does not do
- ❑ Examples of other risk assessments
 - ❑ KPRA (Risk and FTA)
 - ❑ CMAP (Risk and Needs)
 - ❑ LSI-R (Risk and Needs)
 - ❑ STRONG-R (Risk and Needs)
- ❑ How can it be further developed?
 - ❑ Add an FTA component, as King County has done
 - ❑ Get needs assessment, like the LSI-R or the STRONG-R
- ❑ How can ASRA be improved?

Evolution of Risk Assessments

- ❑ Unstructured Judgment
 - ❑ Based upon experience and skill without a standardized method
- ❑ Structured Professional Judgment
 - ❑ Standardized method
 - ❑ Multiple, weighted factors
 - ❑ Independent validation
- ❑ Actuarially-based Tool
 - ❑ Standardized method
 - ❑ Scoring and classification from statistical analysis of existing data
 - ❑ Multiple, weighted factors
 - ❑ Independent validation

Washington State ASRA

Six Domains of Offender Factors*

- ❑ Demographics: Age and gender
- ❑ Juvenile felony sentencings
- ❑ Count of adult felony conviction sentencings
- ❑ Types of adult felony sentencings
- ❑ Types of adult misdemeanor sentencings
- ❑ Alcohol-related adult felony or misdemeanor offense sentencings

*Applies to felony cases and criminal non-traffic misdemeanors

Detail of WA ASRA Domains:

B. Juvenile Record

- 3. Felony convictions (0 to 5+)
 - Count is based on findings denoting guilt for the most serious offense in separate **criminal justice cycles**
 - The **most serious offense** is identified by the offense severity ranking (see Exhibit 2 and, for DV-related offenses, Exhibit 3 of the “Static Risk Assessment Scoring – Version 2.0”)
 - Offense severity is primarily derived from an empirical examination of the relationship between types of offenses and the probability of felony recidivism, violent recidivism, and any recidivism
- 4. Violent felony convictions (0 to 3+)

Detail of WA ASRA Domains:

C. Adult Felony Record

- 5. Total Number of Adult Felony Sentencings (0 to 5+)
- 6. Homicide (0 or 1+)
- 7. Sex offense (0 to 2+)
- 8. Violent property (0 to 2+)
- 9. Assault offense—not domestic violence (0 to 3+)
- 10. Domestic violence: assault or protection order violation (0 to 2+)
- 11. Weapon (0 to 2+)
- 12. Property (0 to 5+)
- 13. Drug (0 to 3+)
- 14. Escape (0 or 1+)

Detail of WA ASRA Domains:

D. Adult Misdemeanor Record

- 15. Assault—not domestic violence (0 to 5+)
- 16. Domestic violence: assault or protection order violation (0 to 2+)
- 17. Sex offense (0 to 2+)
- 18. Other domestic violence (0 or 1+)
- 19. Weapon (0 or 1+)
- 20. Property (0 or 3+)
- 21. Drug (0 or 2+)
- 22. Escapes (0 or 1+)

Detail of WA ASRA Domains:

E. Alcohol-Related Record

- 23. Alcohol offense—misdemeanor and felony (0 or 1+)

Calculating the Risk Score: Weight and Sum the 23 Items

- Weights are derived from analysis of how much predictive power can be gained from each item (such as age, number of past violent felony convictions, et cetera)
- Weights are applied to each factor score
- The ASRA scores = the sum of weighted factor scores
- Pending charges? Differences often emerge between most serious charge at filing and most serious charge at conviction

ASRA Weights

Static Risk Factor Weighting			
	Property		
Felony	& Violent	Violent	
Score	Score	Score	Static Risk Factor
+1	+1	+1	Intercept
+7	+9	+9	1. Age at Time of Current Assessment
+7	+9	+31	2. Gender
+7	+6	+5	3. Prior Juvenile Felony Convictions
+3	+3	+8	4. Prior Juvenile Violent Felony Convictions
+1	+0	+1	5. Total Adult Felonies
+0	+0	+7	6. Felony Homicide Offense
+0	+0	+6	7. Felony Sex Offense
+13	+13	+17	8. Felony violent property offense— felony robbery/ kidnapping/extortion/unlawful imprisonment/custodial interference offense/harassment/burglary 1/arson 1
+6	+7	+15	9. Felony Assault Offense—Not Domestic Violence Related
+9	+14	+23	10. Felony Domestic Violence Assault or Violation of a Domestic Violence Related Protection Order, Restraining Order, or No-Contact Order
+8	+8	+14	11. Felony Weapon Offense
+10	+12	+2	12. Felony Property Offense
+14	+0	+6	13. Felony Drug Offense
+11	+8	+6	14. Felony Escape Offense

ASRA Weights, cont.

Static Risk Factor Weighting			
	Property		
Felony	& Violent	Violent	
Score	Score	Score	Static Risk Factor
+3	+3	+8	15. Misdemeanor Assault Offense – Not Domestic Violence Related
+5	+5	+5	16. Misdemeanor Domestic Violence Assault or Violation of a Domestic Violence Related Protection Order, Restraining Order, or No-Contact Order
+6	+0	+3	17. Misdemeanor Sex Offense
+0	+0	+0	18. Misdemeanor Other Domestic Violence
+10	+6	+10	19. Misdemeanor Weapon Offense
+7	+6	+2	20. Misdemeanor Property Offense
+6	+3	+1	21. Misdemeanor Drug Offense
+5	+6	+3	22. Misdemeanor Escape Offense
+0	+0	+2	23. Alcohol Offense— misdemeanor and felony

A Score Calculation Example

Factor	Felony Score	Property & Violent Score	Violent Score
Age = 20 (score = 4)	$4 * 7 = 28$	$4 * 9 = 36$	$4 * 9 = 36$
Male (score = 1)	$1 * 7 = 7$	$1 * 9 = 9$	$1 * 31 = 31$
Felony Violent Property (score = 2)	$2 * 13 = 26$	$2 * 13 = 26$	$2 * 17 = 34$
Felony Assault (score = 3)	$3 * 6 = 18$	$3 * 7 = 21$	$3 * 15 = 45$
Total Score	79	92	146
Risk Classification			HIGH VIOLENT

The Three Risk Scores are Combined to Produce Five Risk Levels

- ❑ High Violent Felony Risk:
 - ❑ Violence Score greater than or equal to 96
- ❑ High Felony Property Risk:
 - ❑ Not High Violent and Property greater than or equal to 96
- ❑ High Felony Drug Risk:
 - ❑ Not High Violent/High Property and Property Score greater than or equal to 66
- ❑ Moderate Risk:
 - ❑ Not High and Felony Score greater than or equal to 50
- ❑ Low Risk:
 - ❑ Felony Score less than or equal to 50

What does ASRA do?

- ❑ Shows relative risk for new offending.
- ❑ Applies to both misdemeanor and felony offender populations .
- ❑ Can be used pre-trial or post-conviction to show relative risk.
- ❑ Provides another piece of information to be considered in making the decision
- ❑ Does not make the decision

Future Behavior Predicted by ASRA



Recidivism: commission of crime resulting in conviction.

Types of Recidivism:

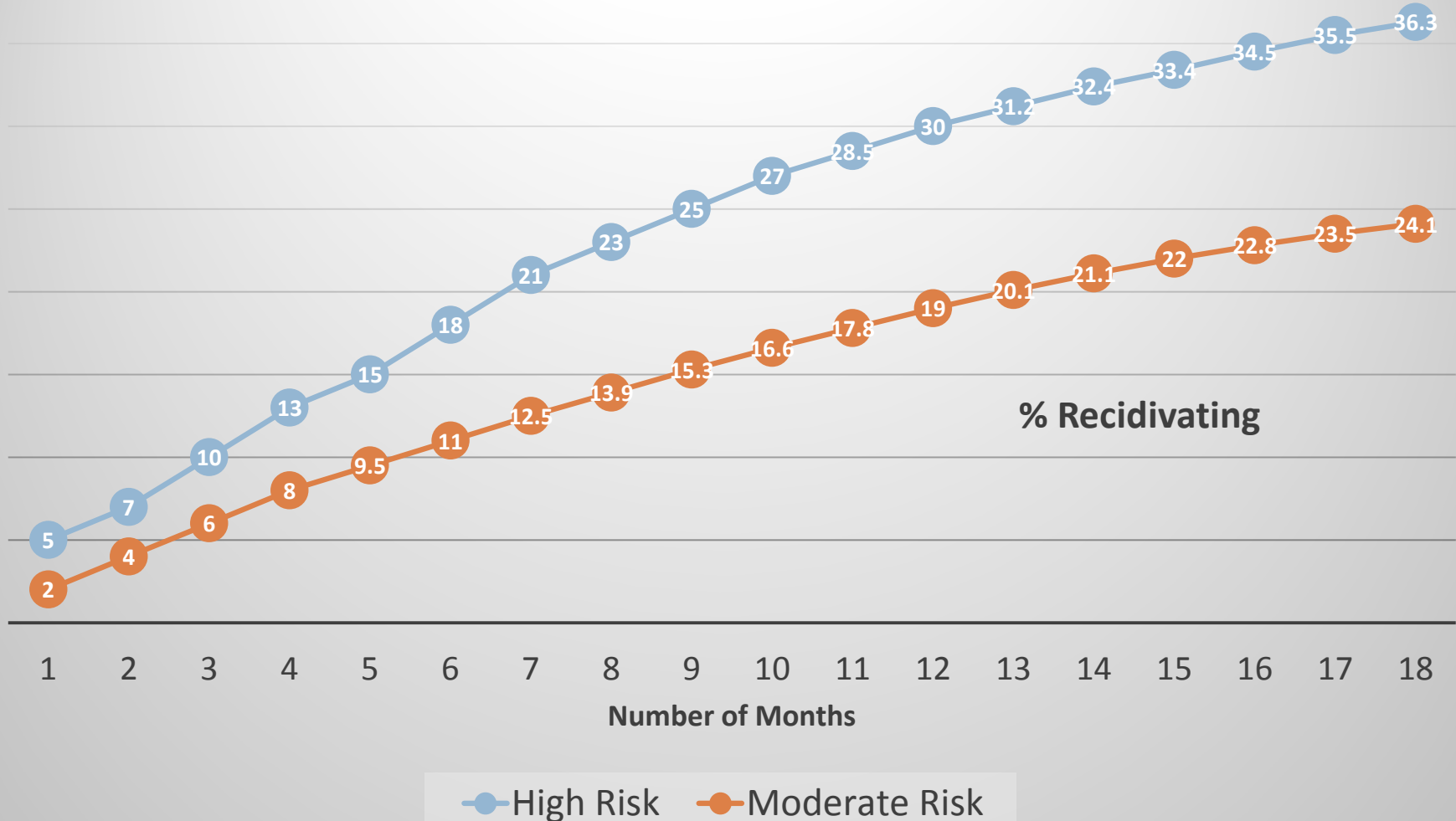
- ❑ Any - Misdemeanor or Felony
- ❑ Felony
- ❑ Felony Drug
- ❑ Felony Property
- ❑ Violent Felony

Relative Risk

- ❑ ASRA is similar to other static risk assessment instruments for pre-trial.
- ❑ ASRA was developed with analysis of recidivism occurring 36 months post-release AND analysis of recidivism during the pre-trial period.

At 3 months or 18, High Risk is High Risk

Relative Risk and Recidivism over Time



Accuracy of Prediction Equations*


	<u>Construction</u>	<u>Cross-Validation</u>
Sample	308,423	51,648
Any Felony	0.756	0.742
Property/Violent	0.757	0.733
Violent	0.745	0.732

*AUC varies from .500 to 1.00.

0.500s No accuracy

0.700s Moderate

0.900s Incredible



0.600s Weak

0.800s Strong

1.000 Perfect

How Well Does the Static Assessment Work for Sub-populations?

- ❑ Females
- ❑ Offenders of color
- ❑ District and municipal court criminal non-traffic cases, not DUIs
- ❑ Sex offenders, but predicts violent but not sexual re-offending
- ❑ Dangerously Mentally Ill Offenders

Construction and Validation of Static Risk Assessment

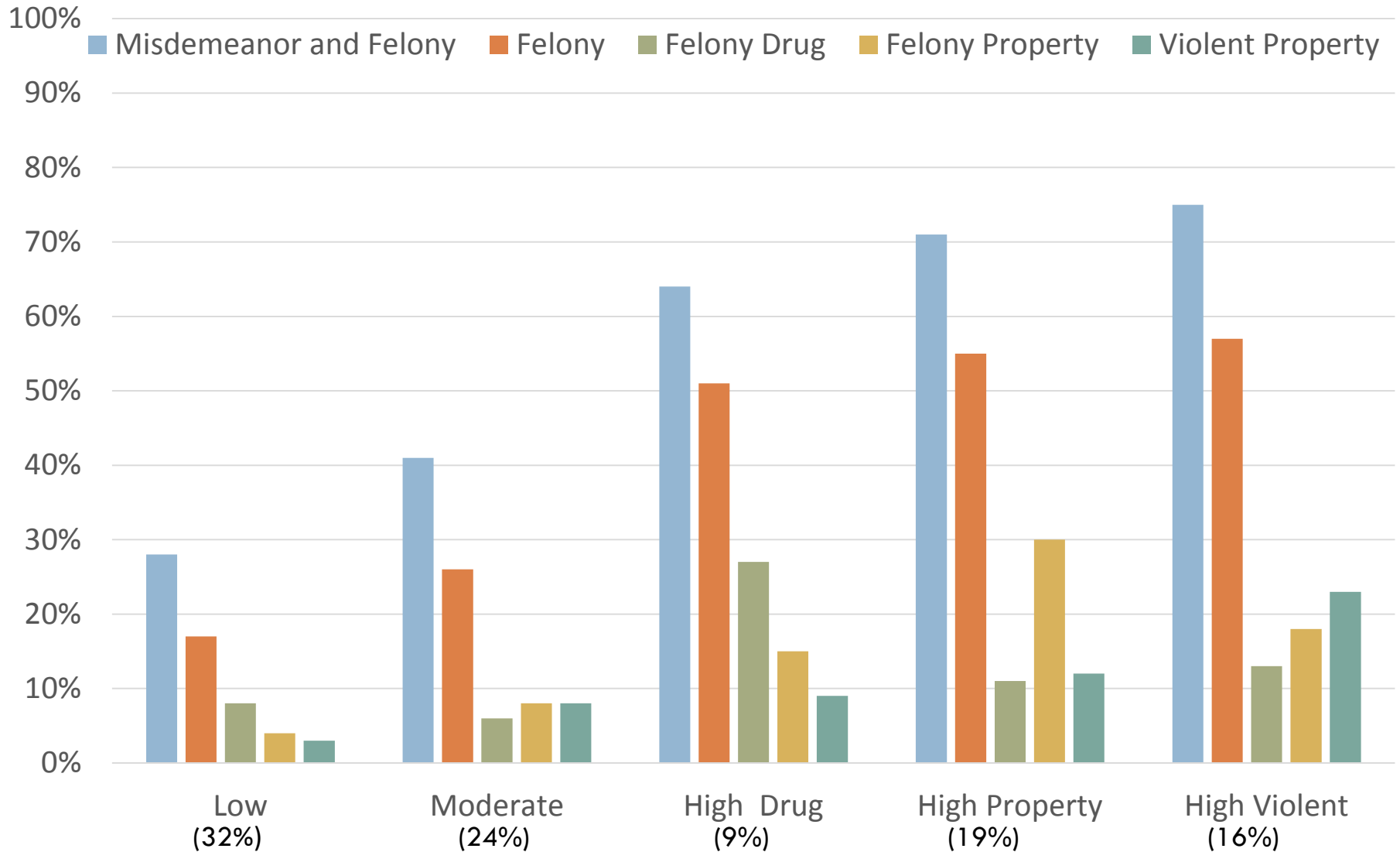


Construction: Based on a statistical analysis of 308,423 felony offenders who were either released from prison or jail or placed on community supervision before 2001.

Validation: 51,648 felony offenders who were either released from prison or jail or placed on community supervision from 2001 .

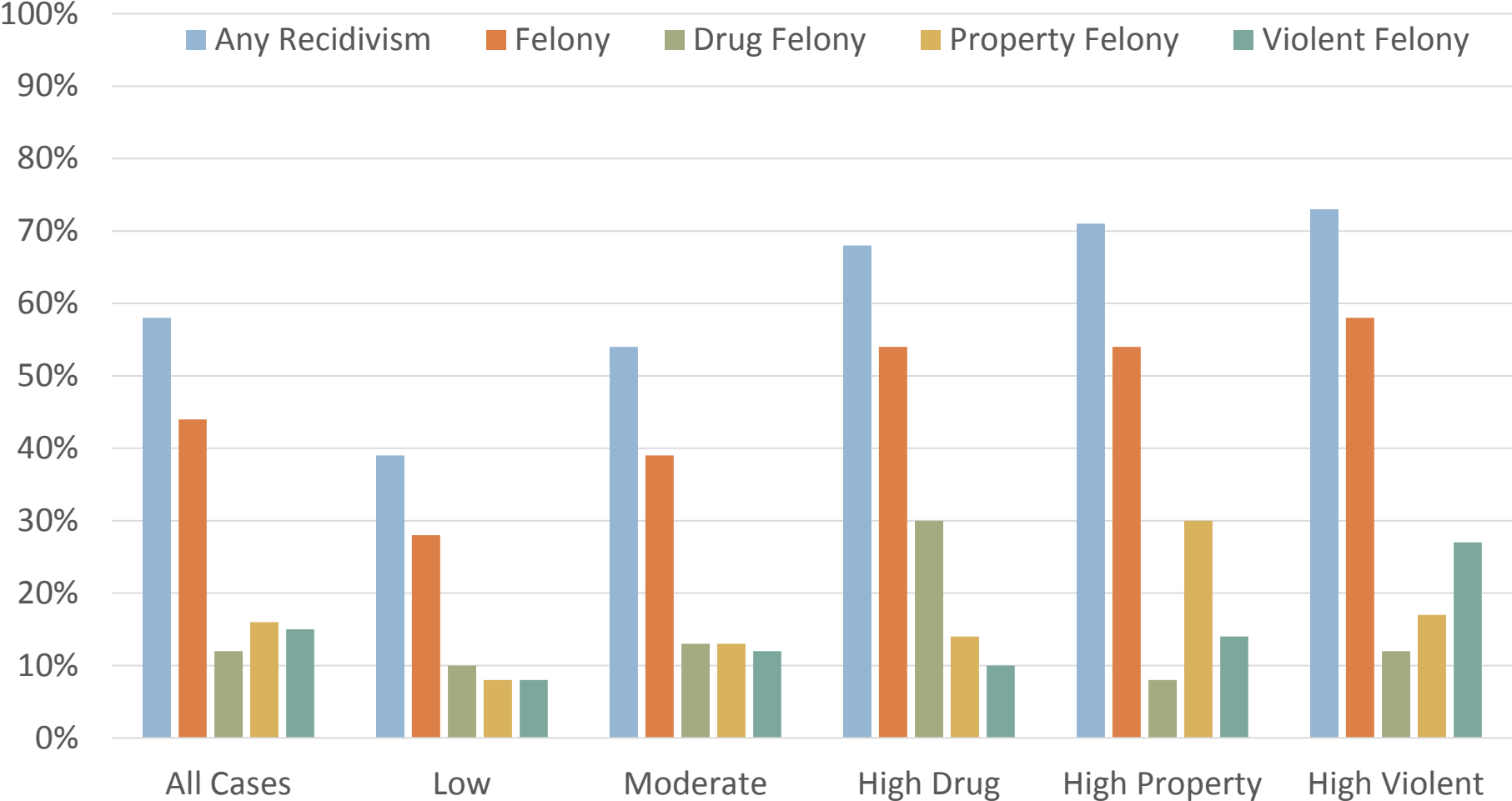
3-Year Recidivism Rates for Each Risk Level

Validation Sample N=51,648



Superior Court Cases

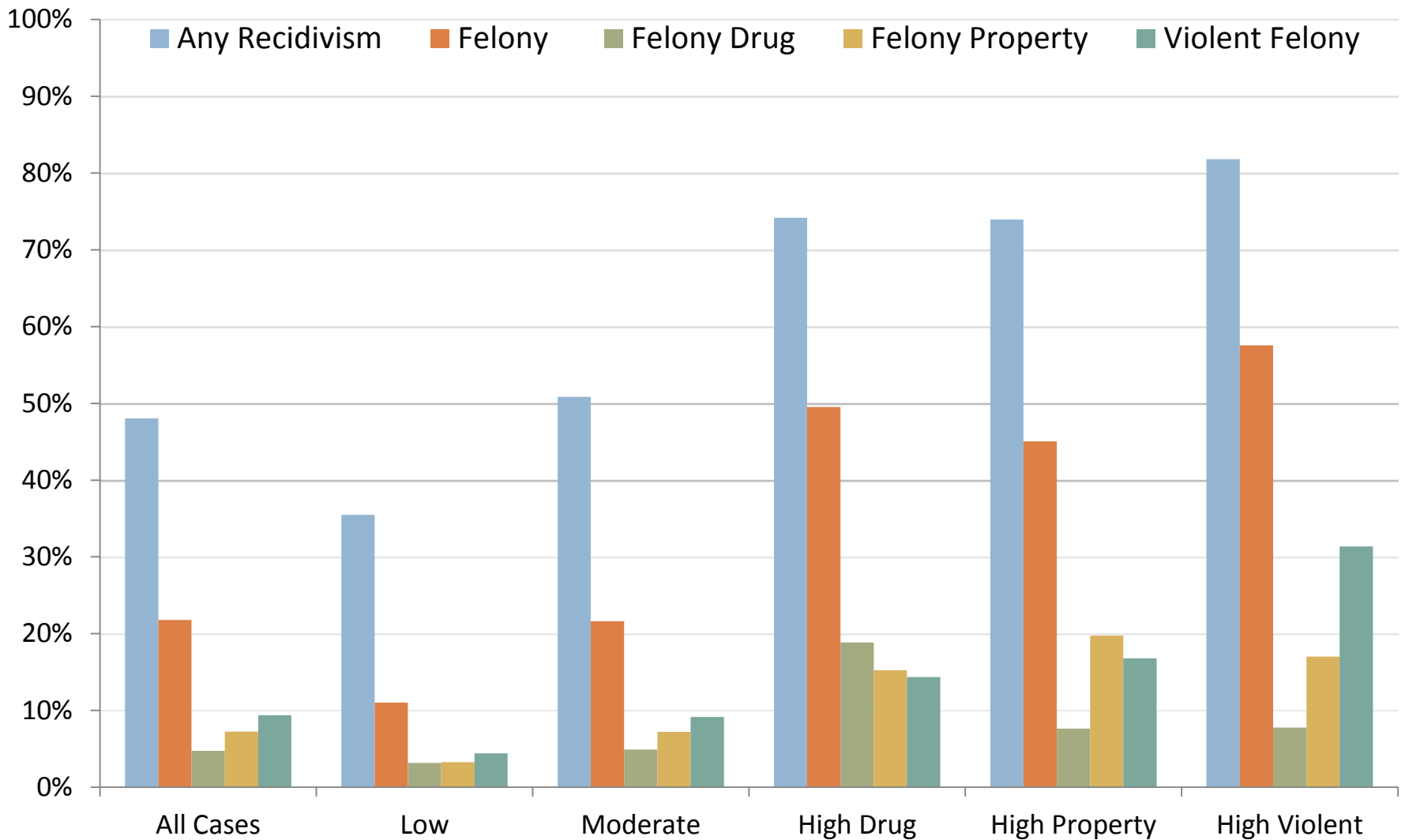
3-Year Recidivism* Rate by Risk Level



***Recidivism is based on subsequent case being filed**

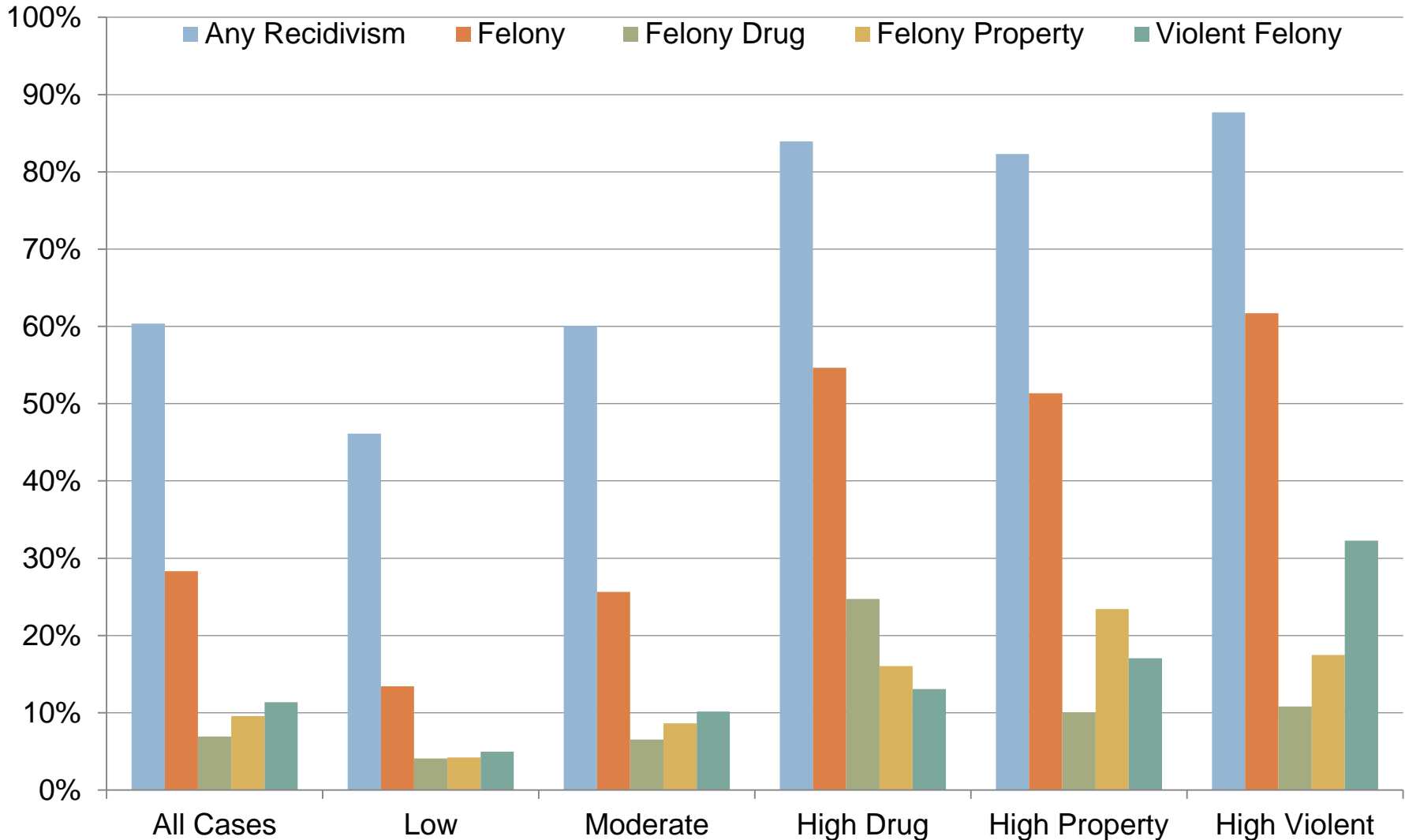
District Court Cases

3-Year Recidivism Rate by Risk Level



Municipal Court Cases

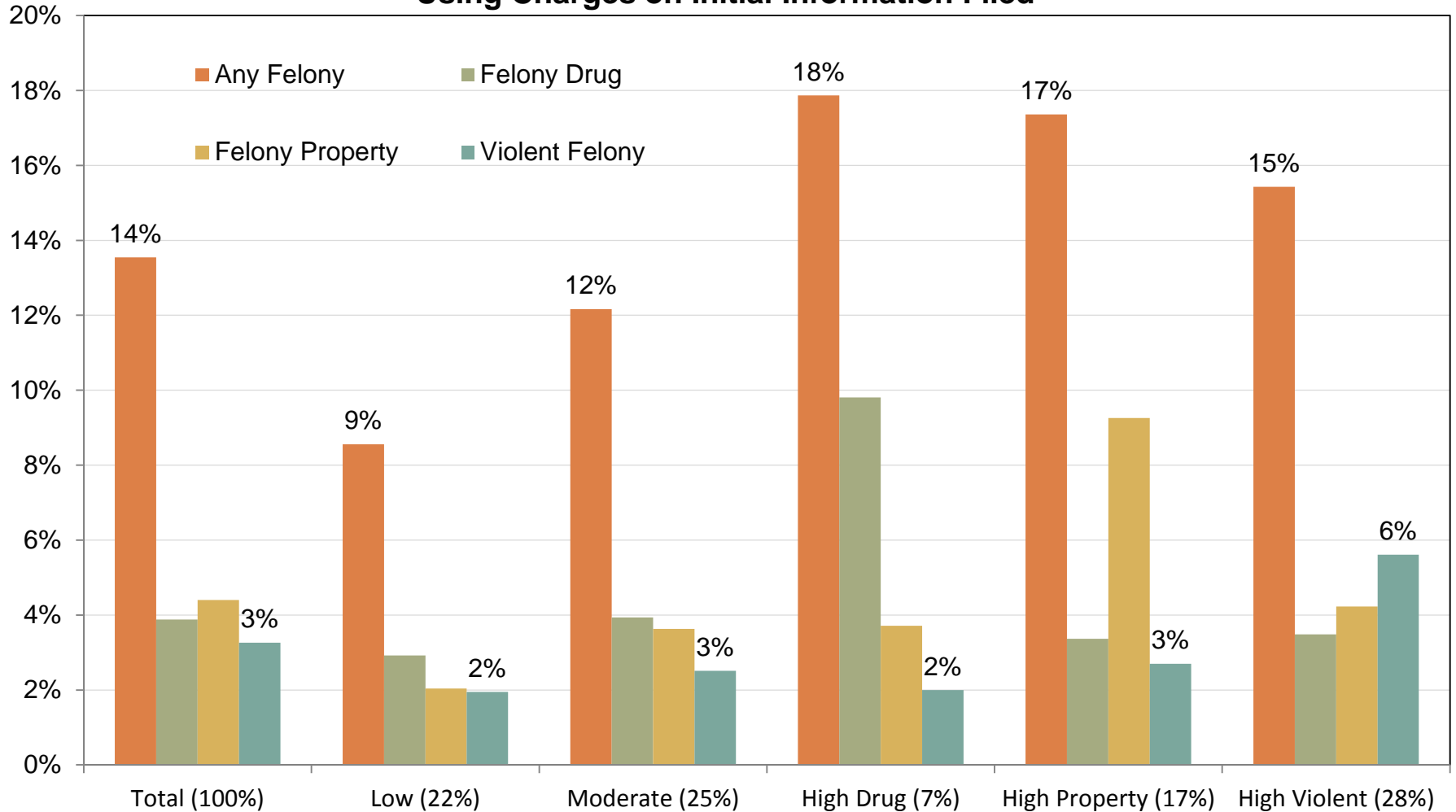
3-Year Recidivism Rate by Risk Level



Superior Court Cases

Filing to Adjudication Recidivism* Rates by Risk Level

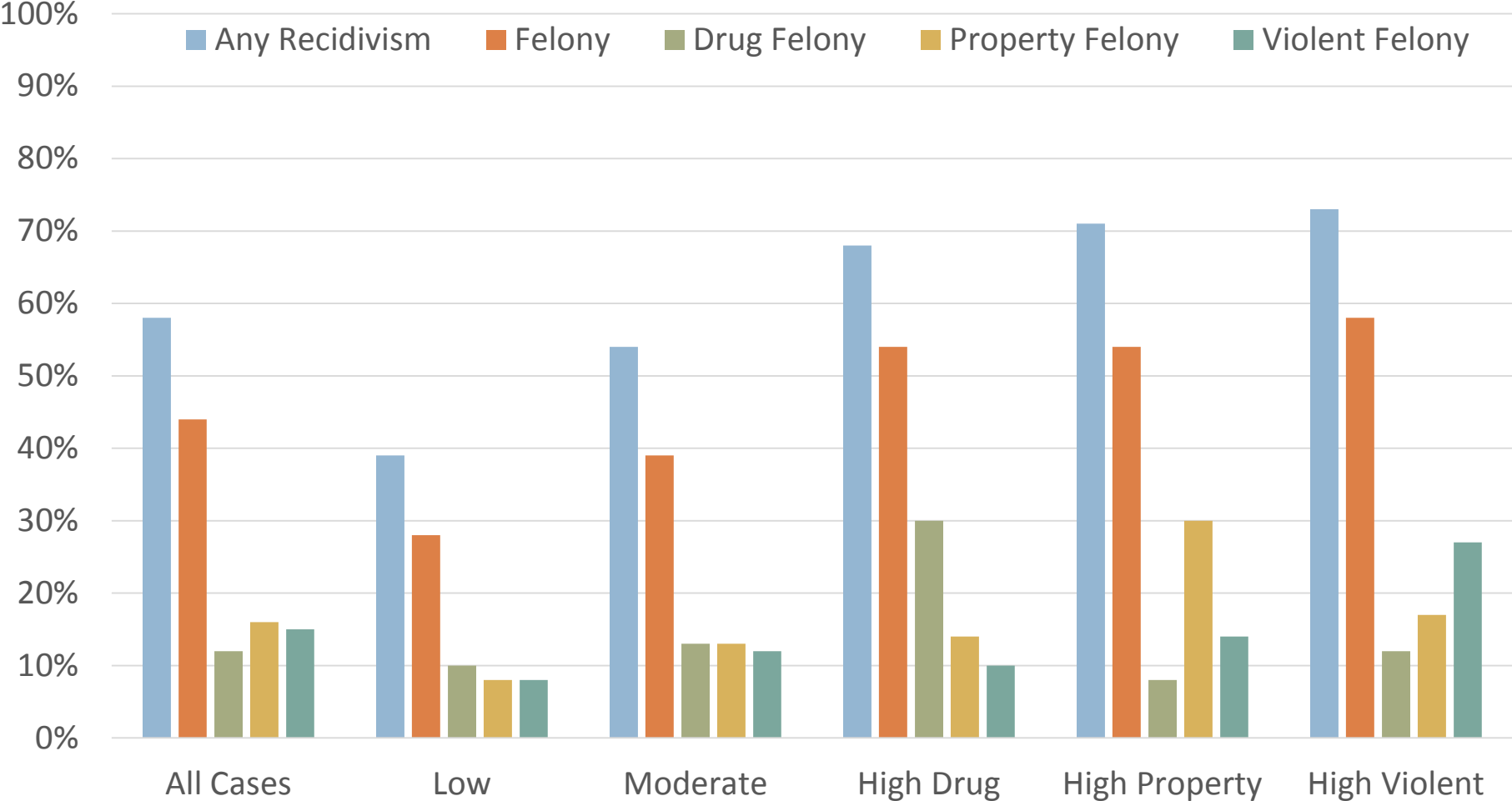
Using Charges on Initial Information Filed



*Recidivism is based on subsequent case being filed

Superior Court Cases

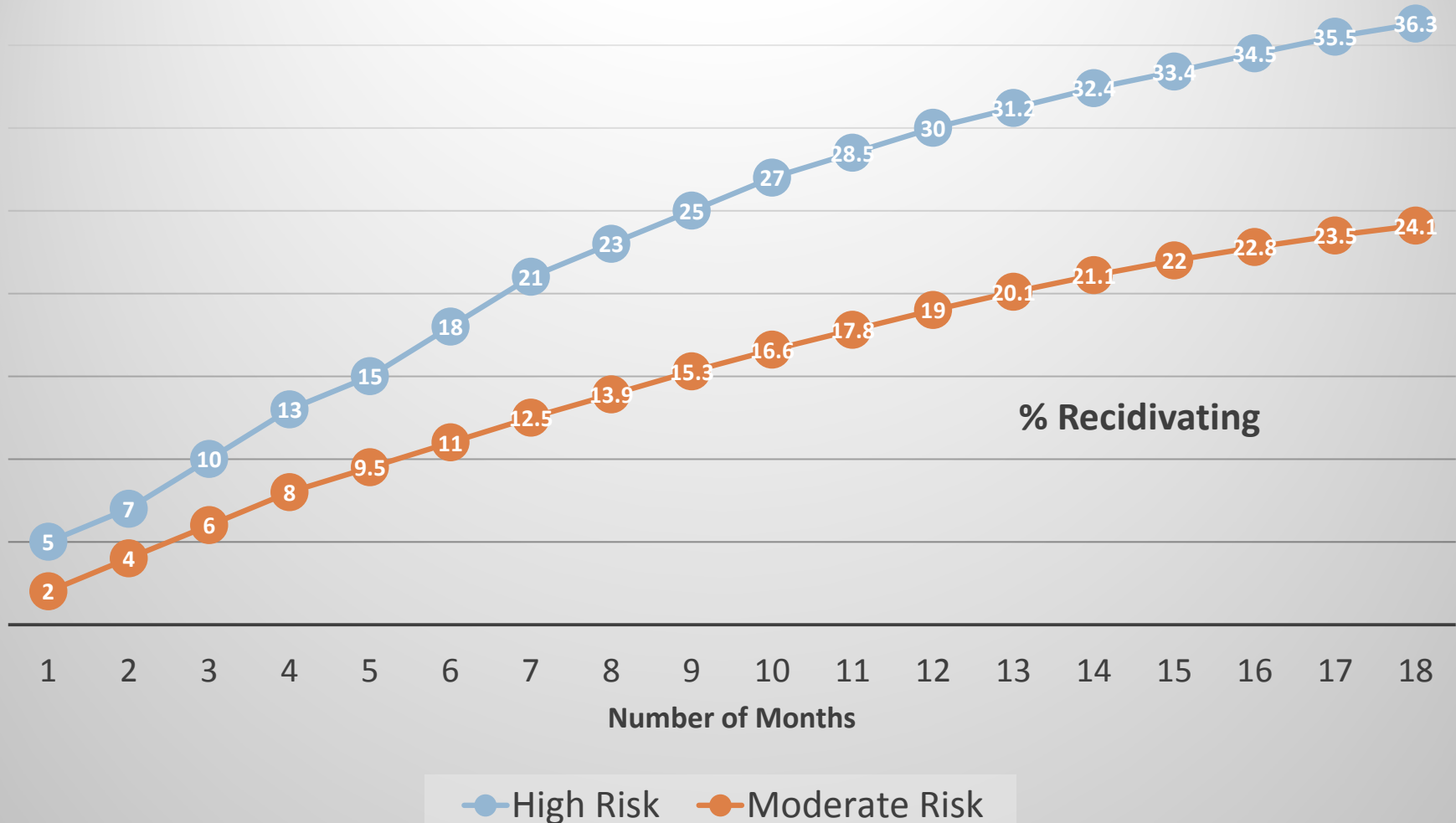
3-Year Recidivism* Rate by Risk Level



***Recidivism is based on subsequent case being filed**

At 3 months or 18, High Risk is High Risk

Relative Risk and Recidivism over Time



What does ASRA not do?

- ❑ Assess FTA
- ❑ Assess other dynamic risks
- ❑ Assess criminogenic needs
- ❑ Make the decision for you

Related Risk Assessments

- ❑ ASRA is similar to other static risk assessment instruments for pre-trial, such the Kentucky Pretrial Risk Assessment (KPRA), the Virginia Pretrial Assessment, and the Federal Pretrial Risk Assessment
- ❑ The other widely-used assessments include measures related to FTA, such as residence and employment status, and drug use

KPRA Risk Factors

- ❑ Does the defendant have a verified local address, and has the defendant lived in the area for the past twelve months?
- ❑ Does the defendant have verified sufficient means of support?
- ❑ Is the defendant's current charge a Class A, B, or C felony?
- ❑ **Does the defendant have a pending case?**
- ❑ Does the defendant have an active warrant(s) for FTA? If no, does the defendant have a prior FTA on a misdemeanor or felony charge?
- ❑ Does the defendant have a prior FTA on a criminal or traffic violation?
- ❑ Does the defendant have prior misdemeanor convictions?
- ❑ Does the defendant have prior felony convictions?
- ❑ Does the defendant have prior violent crime convictions?
- ❑ Does the defendant have a history of drug or alcohol abuse?
- ❑ Does the defendant have a prior conviction for felony escape?
- ❑ Is the defendant currently on probation/parole from a felony conviction?

LSI-R

Dynamic, Risk-Needs Assessment

- ❑ Developed by Andrews and Bonta
- ❑ The Level of Service Inventory–Revised
 - ❑ 54 items connected to offenders' attributes and their situations relevant to level of supervision needed (risks) and treatment (needs) decisions
 - ❑ Can be used to assess treatment progress
 - ❑ Designed for ages 16 and older
 - ❑ Can be used in probation, jails/detention facilities

LSI-R Scales

- ❑ Criminal History
- ❑ Education/Employment
- ❑ Financial
- ❑ Family/Marital
- ❑ Accommodation (living situation, moves, neighborhood characteristics (high crime?))
- ❑ Leisure/Recreation
- ❑ Companions
- ❑ Alcohol/Drug Problems
- ❑ Emotional/Personal
- ❑ Attitudes/Orientation

In other words, ASRA is...

- One component of a R-N-R system that includes need assessment, supervision trained in how to support RNR, effective programs, QA, and accountability
- And there is room to improve the utility of ASRA